

X HUNTING
Feed-stealing corvids

X GUNS & GEAR
Four thermal spotters tested

X TARGET
UKAHFT - Meon and Bisley

X INSTRUCTION
Daystate Huntsman Regal service

AIRGUN WORLD®

... ON TARGET SINCE 1977 ...

FREE SHOOTING INSURANCE
& A FREE GIFT WITH
A SUBSCRIPTION

ARKEN ZULUS DAY & NIGHT!

Russ Douglas reveals the
latest ZHD312R scope

SEPTEMBER 2024 £6.99



MUZZLE MOUNT

We review the highly anticipated
chronograph from AirForceOne

WEIHRACH HW98

AIR ARMS XTI-50

CROSMAN VANTAGE

UMAREX COLT 45 SAA

AIRMAKS KRAIT!

EDITOR'S TEST

AIRMAKS KRAIT STANDARD

DAVE BARHAM explores the rather dinky Krait Standard bullpup rifle from Czech Republic manufacturer AirMaks Arms.

PHOTOGRAPHY **DAVE BARHAM**

The cheekpiece is adjustable for both height and slant.

There are three Picatinny rails up top for accessories.

Obtain the perfect gun fit with the adjustable butt section.





There's a bipod rail already attached underneath.

TECH SPEC


Model: Krait Standard
Manufacturer: AirMaks Arms
Country Of Origin: Czech Republic
Distributor: Hawke Optics
Type: Pre-charged, multi-shot
Calibres: .177, .22 and .25
Cocking: Sidelever (reversible)
Trigger: Fully adjustable, with manual resettable safety
Stock Type: Ambidextrous, adjustable, Alloy or Laminate
Weight: 2.5kg (5.5lb) or 3kg (6.7lb) for the Laminate
Overall Length: 610mm
Barrel Length: 400mm, threaded for optional moderator
Cylinder Capacity: 300cc
Fill Pressure: 300-bar max.
Shots Per Charge: approx. 300 in .22, 250+ in .177
Muzzle energy: 11.6 Ft/Lb 8fps variation over 10 shots
Website: www.airmaksarms.co.uk
PRICE: From £1,550 (Laminate stock version £1,800)




The AirMaks trigger is adjustable and a joy to use.

The fill gauge is easy to read. The reg' gauge is on the other side.





AirMaks really has produced a great trigger unit.



It's amazing how they've crammed so much into such a small space.

Before I begin this review, there's some really great news to share about AirMaks rifles. There's a new UK distributor for them in the form of Hawke Optics! This means that AirMaks rifles will now be available from many more outlets, thanks to Hawke's massive distribution network.

Former UK agent, Chris Roberts, is still staying part of the team to tune every single rifle that comes into the UK before they go out to the shops. He's very proud of what he does, and it shows – there are very few, if any, returns of AirMaks rifles due to this very process. Chris knows that each rifle sold in the UK has been through his hands first, virtually eliminating any future problems that the end user could possibly have.

PLENTY OF MODELS

The Krait family of rifles is available in no less than 12 different formats, including the Krait, Krait-T and Krait Lite versions, with four different specs for each model – Standard, Long, Long High Power and Extra High Power.

Add to this the huge selection of laminate stocks available and you have a whole

host of configurations to choose from. Both the Krait and Krait Lite variations feature a carbon bottle, whilst the Krait-L models have a cylinder tube reservoir.

The Standard Krait I have here in .22 has a 400mm barrel and 300cc carbon bottle, the Krait Long and Long High Power have a longer 520mm barrel and larger 480cc carbon bottle, and the Extra High Power features a 700mm barrel and 700cc bottle, ideally suited to the FAC variations. All the barrel lengths are available choked or unchoked and have a 1:17.7 twist.

All models feature a modular shroud CZ barrel system, which at sub-12 gives the rifle a very quiet report from the muzzle, even when used without a 1/2" UNF threaded moderator.

STOCK OPTIONS

You'll notice that I'm testing a Krait Standard with a rather snazzy Forest Green laminate stock here. This particular stock is one of six available options in the UK. At present you can get Orange, Grey, Red, Blue, and Forest options in laminate, or the ever-faithful Walnut option. There are also matching


cheekpieces for each colour of stock available, too.

Of course, you don't have to opt for a laminate stock, but the option is there for those who like to customise their rifles. The original black alloy stock supplied is perfectly good enough, and I think it gives the rifle more of a tactical look and feel.

FULLY ADJUSTABLE

The level of craftsmanship of these rifles is superb. Everything has been beautifully engineered to an extremely high standard, and the machined components are produced to ridiculously high tolerances.

All the thought and engineering that has gone into the design of the Krait makes the rifle very user-friendly. The length of pull can be adjusted a whopping 65mm by simply turning the thumb screw at the base of the rifle to extend the length of the butt pad. Then there is the butt pad itself, which again is fully adjustable by unscrewing the Allen screw and sliding it up or down to suit. Before extension, the overall length of the rifle is just 610mm, and unscoped it weighs a mere 2.5kg (5.5lb), obviously



The ergonomic pistol grip.



No matter what your size, the Krait will fit.



The push-button safety is made from brass.



"I love the short stroke sidelever, it cocks the rifle with a 90 degree pull with little effort, then slides back into position with a positive muffled click"

it's a tad more if you fit one of the laminate stocks - I weighed the one sent to me and it comes in at 3kg (6.7lb)

The cheekpiece is fully adjustable for height plus slant, and this is achieved by using two flathead Allen bolts spaced 25mm apart on a single bracket with two channels in the stock. Adjusting both screws to the same height allows the cheekpiece to be raised up or down, but if you loosen just one of them you can tilt the cheekpiece up from the front or from the rear.

Up top there's a 180mm-long

Picatinny scope rail that has a 20 MOA gradient integrated into it. On each side of the fore end of the stock there is an Picatinny accessory rail, and underneath you'll find an AirMaks bipod attachment already in place.

I love the short-stroke sidelever, it cocks the rifle with a 90 degree pull with very little effort, then slides back into position with a positive muffled click. The sidelever can be swapped from right to left in a matter of seconds for those who shoot left-handed.

TIME TO TUNE

Not only is the Krait adjustable externally, but it's also fully adjustable internally - even the UK sub-12 versions can be tuned. Chris sets the Huma-Air regulator to around 70 bar, but this can be adjusted from between 50 to 110 bar, or 170 bar on the FAC models. It is essential that you drain the air first in order to decrease the pressure of the regulator. This is easily achieved by draining the 60cc plenum via the grub screw next to the fill gauge. AirMaks also produce an



This little short stroke sidelever is fantastic.



Chris sets the regulator pressure to around 90 bar.





Twist that screw to alter the length of pull.



These rifles feature carbon air bottles.



“There really is something for everyone in the extensive Krait line up, and the fact that they are so adjustable means anyone can have the perfect fit”

optional extra tool that is designed to do the job for you.

You can also adjust the hammer spring yourself via an adjuster hidden behind the butt pad. Simply pull the adjustable length of pull butt pad all the way back to expose it. Tuning air rifles is not something I've ever done, purely because I'm not that technically minded and I only shoot sub-12. However, I can see the appeal of tuning a rifle to suit the pellets that you intend to use, to get as near to perfection as possible.

When it comes to filling the rifle with air there are two types of probe – one that connects to a Foster Fitting, and another that is threaded at one end so you can attach it to your whip. Each rifle comes supplied with the former. It's a simple case of plugging the probe into the fill port located on the left side of the main action and filling to 300 bar.

MAGAZINES

You get one of the super AirMaks spring-loaded alloy magazines with each rifle, but you can purchase extra mag's if required. They're a 'drop in' type rotary mag' and very easy to use. The .177 mag's hold 18 pellets, whilst the .22 holds 16 and .25 holds 14. The magazine can only be inserted into the rifle one way, and that is from right to left. It slots in with a positive 'click' and is held in place via a

prung ball bearing system.

The magazine system features an 'Anti-double feed' system, that eliminates the possibility of double loading – something I have been guilty of on other test rifles in the past.

ADJUSTABLE TRIGGER

The trigger blade is nice and wide, measuring around 7mm, with gentle curve that sits well on your fingertip. It's two-stage adjustable too, and Chris sets it with a reasonably short first stage, which comes to an abrupt halt before the release, and there is absolutely no creep at all. It's a great trigger system and one that's incredibly easy to get used to. There's a manual safety button at the top of the pistol grip, which is a push type. Simply push left to right for Safe and right to left for Fire.

AT THE RANGE

An afternoon at my local club range was all I needed to find out just how accurate this little gem of a rifle is. It's absolutely pellet on pellet out to 30 metres, and at 40 metres I was punching groups the size of a fingernail off the bench. I

pushed it out further to the 50 metre mark and was happily hitting the knockdown and spinner targets with ease. I'm in no doubt that this little bullpup is going to make a fantastic hunting rifle. Ease of use, the light weight and reliable performance and accuracy dictates that.

There truly is something for everyone within the extensive Krait line-up, and the fact that they are so finely adjustable means that literally anyone from a small child right up to the largest of adults will obtain the perfect gun fit.

Whether you're a hunter, club shooter or competition shooter, the Krait will do the job for you and do it well. ✕



The spring-loaded magazine is easy to load and insert.